

September Club Meeting: Wednesday 27th. AABS Annual Club Auction. Do not miss it!

**AUGUST MEETING
MINUTE REVIEW**

By Jerry Peters

7:00 PM SOCIALIZING

Behind the scenes there are persons who set up tables, place chairs at the tables, set up the podium and speaker system, prepare necessary equipment for projection of information and images, brew coffee and prepare pastries. Thanks to all of you involved with this effort on a monthly basis.

7:30 PM PROGRAM MEETING


August 23 Club Meeting – The Presentation of Club Members Favorite Bonsai, Penjing, or Garden Art Images

My honest 'before' meeting thoughts!!!!


I thought OK!, I am driving all the way from Rochester, Michigan to Ann Arbor, Michigan, to see a few club members favorite pictures, fighting road construction, road rage, rush hour traffic, traffic backed up and bumper to bumper from Rochester to Ann Arbor, Is this how I really want to be spending my time?

I was in for a surprise right off the bat. First up was Larry Hall. Larry presented pictures of his many travels to Europe which included Italy,

Budapest and other places. Larry also showed photos of travels to China, depicting mountain ranges, rivers, temples and many bonsai trees growing naturally on sides of mountains. China's recently completed dam has submerged under water many of the mountains, valleys and rivers Larry presented. Larry's photo's are worthy of full size prints for sale.



Larry Hall posing in the middle of an ancient temple in Angkor, Indonesia. The ficus roots are embedded in the walls over hundreds of years.



Beautiful bonsai tree photographed by Larry Hall

Mike Simmons brought pictures of his (family) hiking trip to Yosemite country and Lake Tahoe. Mike showed drop dead gorgeous "natural" trees growing out of rock and in the most inhospitable of conditions. Mikes pictures showed that it is hard to beat Mother Nature.

Alfonso Tercero presented pictures of his favorite bonsai trees from Marco Invernizzi's collection as well as trees from Masahiko Kimura's world renowned bonsai works of art.



Alfonso Tercero presented one of Invernizzi's trees

Robert Bishop rounded off the evening with photographs of his home, garden and his multiple topiary projects.

Was the hassle getting to the club meeting worth it? *You betcha!*

Inside this Issue:

- 2006 Bonsai Show Special Edition....2
- People's Choice Top 10 Votes.....6
- Suiseki – Viewing Stones.....8
- Bonsai from the wild book order.....8
- 2006 AABS Annual Auction.....10
- Yew Collecting Opportunity.....10
- AABS Annual Auction.....10

2006 BONSAI SHOW SPECIAL EDITION

By Jerry Peters and Alfonso Tercero

NUTS & BOLTS

Paul Kulesa reported that the show went off with few hitches. The show is about the display of bonsai. If it were not for those who set up and took the show, it would still be about the trees.

To those who made it possible, I tip my hat and offer a great big THANKS!

Show Chairman

Hugh Danville

Show Staging

Paul Kulesa

Greeters & Information Table

Joan Wheeler Joan Overmire Madelon Takken

Bill & Bernadette Heston

Roger Centofanti Bill Carver Donna & Roger Gaede

Vendor's Liaisons

Joan Wheeler Joan Overmire Louise Newman

Luciani Carvalho Alfonso Tercero

Participating Vendors

Ken's World of Bonsai Saguaro Nursery

Wild Things Bonsai CS Bonsai

Lois Vorrath – Handmade Bonsai Pots

Demonstration Participants

Connie Crancer John Parks Ken Huth

Robert Bishop Bill Heston Alfonso Tercero

Show Setup

Paul Kulesa Jay Sinclair Bob Thatcher

Hugh Danville & Family Jack & Jeannine Wikle

Cyril Grum Alfonso Tercero

And many more...

This year our records show there were 600+ guests who attended our AABS bonsai show. Friday was tree check in day and the day was mostly spent preparing for the display of the 100+ bonsai trees and viewing stones checked in and arrangement of the presentation room.

Jack Wikle and Cyril Crum directed the display with their vast expertise. Many hands helped to bring in trees from the check in area per direction of master setter upper Jack Wikle. Special thanks to Larry Hall who arrived early Friday to set up the tables among other things.

Vendors started arriving at 2 pm and by 7 pm they were all set up in the multiple rooms at MBG.

At the end of the day there was great anticipation in the air, everybody was tired but very happy looking at our results. The trees were staged knowledgeably to allow a continued flow through out the set. Every single tree was carefully placed to harmonize with the rest of the bonsai around.

Saturday morning John Parks organized a three ring circus. Bill Heston, Alfonso Tercero and John Parks worked on 3 ficus too little trees for the demo. People attending the show quickly filled in the demo area. The "Three Amigos" worked on their tree giving ample explanations of what techniques they were applying to their trees. From selecting the best angle for the front, to removing unnecessary branches to wiring and repotting.

At the end of the demo they raffled each tree among the public attending the session. It was an interesting show and the public benefited from having three experts working side by side. There were many questions and the public was able to immediately buy some trees after the show from the on-site vendors to start their way in their new hobby.

Every visitor was asked to fill in a note with their favorite tree's number to vote for the "People's Choice" tree and received information about how to become a member of the AABS club.

Sunday's afternoon Connie Crancer provided a demonstration to a goodly number of people. Everybody eulogized Connie's ability to convey the basic techniques in a franc and easy to understand manner.

The show closed at 4pm (or so). Everyone promptly picked up their trees and helped to remove stands / tables and to disassemble the set up.

We could not have completed the show without the participation of so many people who brought in trees, choreographing and planning, participated in the show, referred the show to friends and family, brought in food to share, helped to disassemble the tables, the Matthaei Botanical Gardens, etc. THANK YOU!!!

We are interested in knowing what you thought of the show, if there is anything that we can do to improve the quality and experience to our patrons, we want to know it. Send your comments and ideas to aabsnewsletter@yahoo.com

We are including only some of the bonsai presented in the show, for a full list of all trees visit www.annarborbonsaisociety.org

MATTHAEI BOTANICAL GARDENS



AABS Members started bringing their beautiful bonsai trees on Friday's evening (One day before the show)



It was a fun filled afternoon where many members were able to exchange anecdotes, tips and memories of their bonsai trees. Cyril Grum with friends admiring some of his work.




Front view from the visitor's entrance through the Matthaei's main lobby. *Ficus Benjamina* in a forest group style. MBG's collection.



Thank you for having us vendors at your club show. As always, we had a great time and were treated so well by all members. It is always a treat to deal with a club that actually has fun!

*Thanks, Chuck & Susan Hiddema
CS Bonsai*

2006 BONSAI SHOW GALLERY



2006 BONSAI SHOW GALLERY



PEOPLE'S CHOICE ~ TOP 10 VOTES



Jack Wikle's Koster False Cypress

People's Choice ~ Top 10

Place	Votes	Name	Bonsai	Show#
1	26	Jack Wikle	Koster False Cypress	96
1	26	Bill Heston	American Larch	71
2	20	Clive Taylor	Bald Pond Cypress	20
3	17	MBG*	Penjing Landscape	103
4	14	Clive Taylor**	Japanese Maple	104
5	13	MBG*	European Larch	34
6	11	Jack Wikle	Firethorn	99
7	10	Dustin Mann	Fig Tree	36
7	10	MBG*	Natal Plum	24
8	7	Alfonso Tercero	Bougainvillea	56
8	7	Clive Taylor	Buttonwood	105
9	6	Cyril Grum	Dawn Redwood	109
10	4	Jerry Peters	Willow Leaf Fig	106

(*) Matthaei Botanical Gardens ~ Bonsai Collection

(**) Photo not available



Clive Taylor's Bald Pond Cypress



Bill Heston's American Larch



Matthaei's Penjing Landscape



Matthaei's European Larch

PEOPLE'S CHOICE ~ TOP 10 VOTES



Jack Wikle's Firethorn



Dustin Mann's Ficus Tree



Matthaei's Natal Plum



Alfonso Tercero's Bougainvillea



Clive Taylor's Buttonwood



Cyril Grum's Dawn Redwood



Jerry Peters' Willow Leaf Fig

SUISEKI – VIEWING STONES

Scholar's Rocks – Sharing a passion

By Jerry Peters

I have a very small collection of Japanese Kamogawaishi viewing stones. The stones (7" X 4" X 4" typically), (rest of a Daiza), (one has a storage Kiri Box) and all are representative of mountains with waterfall and mountains only. The stones I have are all natural with no human enhancement.

I also like bonsai to be natural as found in nature and fine the correlation to natural stones very appealing. I found many photos at our last AABS club meeting to be extremely interesting. You can not out do Mother Nature.

I very much like this aspect of bonsai and wonder if there are others in the club who also have viewing stones and would the club like to have a meeting about these objects.

For more information contact Jerry at: gpeterss@comcast.net.



A magnificent example of Suiseki Art. This rock suggests a mountain in an aesthetically pleasing shape and texture.

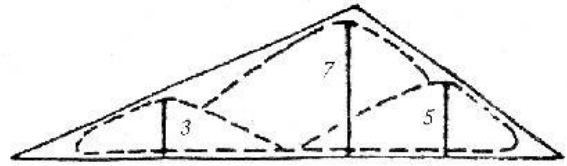
Following is an article regarding this wonderful branch or art.

By Vincent T. Covello

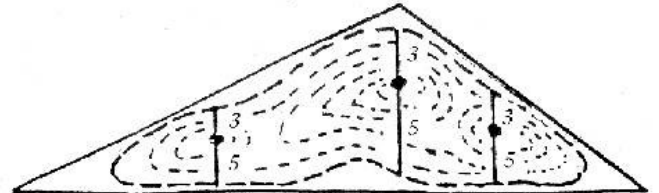
Suiseki, also known as "viewing stones," are stones that suggest mountains, lakes, waterfalls and other natural scenes or that are aesthetically pleasing in shape and texture. They have been associated with bonsai in Japan for at least six hundred years, presumably because both Suiseki and bonsai represent nature in the palm of your hand.

Much lore has developed around Suiseki. There are organizations and periodicals devoted to the subject. There are styles: "mountain view," "island shape," "lake and waterfall," "chrysanthemum," "hill and slope" and so forth.

Features that characterize the most pleasing stones have been identified and named. A particularly fine stone may be accompanied by a script telling its provenance.

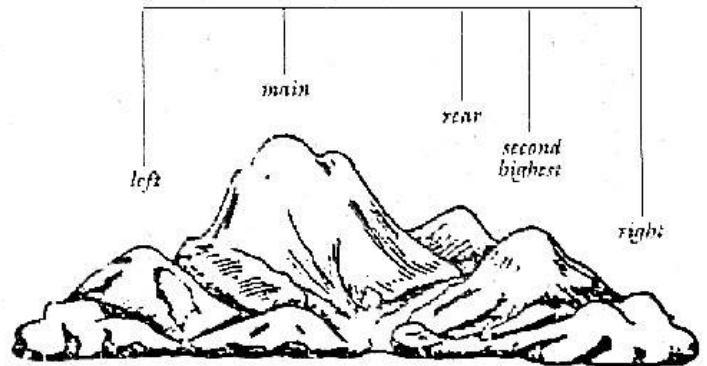


Front View

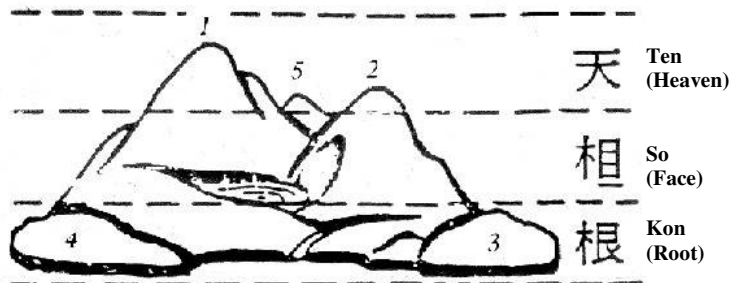


Top View

The norms for overall composition
 Figures courtesy of California Aiseki Kai



An "ideal" stone with five peaks and two valleys in aesthetically pleasing relation to one another.



The vertical sections of such a stone

In Japan, there is one cardinal rule: suiseki must remain just as rivers, glaciers, or other natural forces shaped them. They must not be touched up by human

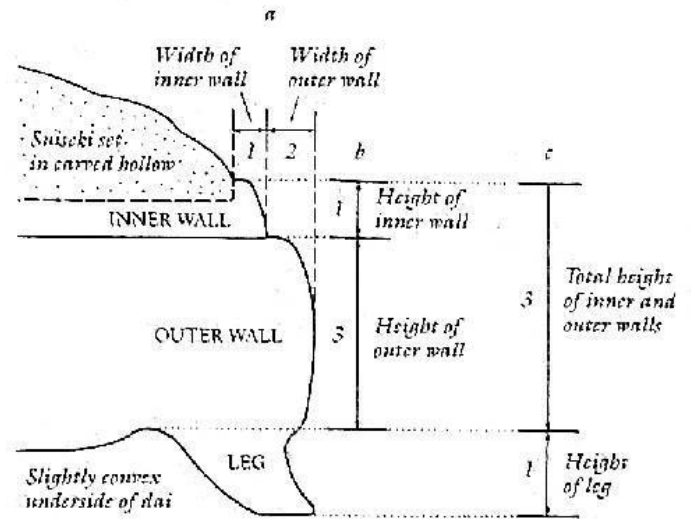
hands. But in China, where collecting and displaying viewing stones goes even further back in time, the rule does not apply.

Chinese practitioners have made a separate craft out of cutting and joining stones to produce huge and fantastic creations.

Suiseki are displayed either with bonsai (as a substitute for an accent plant) or standing alone.

In either case the stone can be placed in a tray with sand or water or in a close fitting wooden base (which the Japanese call a "dai").

As in the case of the stones, much lore has developed around these bases, and designing and making them is a demanding branch of wood carving.



Cross section of a two-walled base showing the proportions of the heights and widths of the walls and legs. Figure Courtesy of: Charles E. Tuttle Company, Inc.

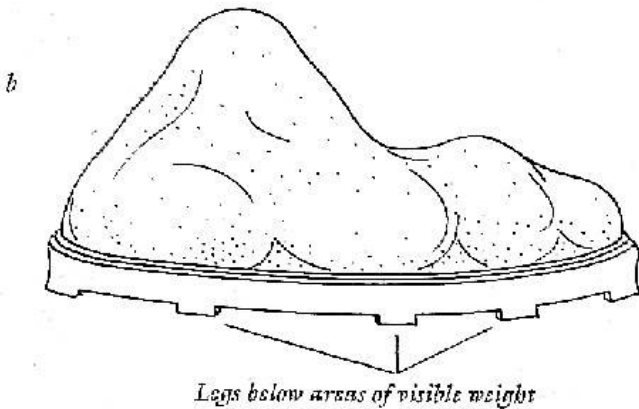
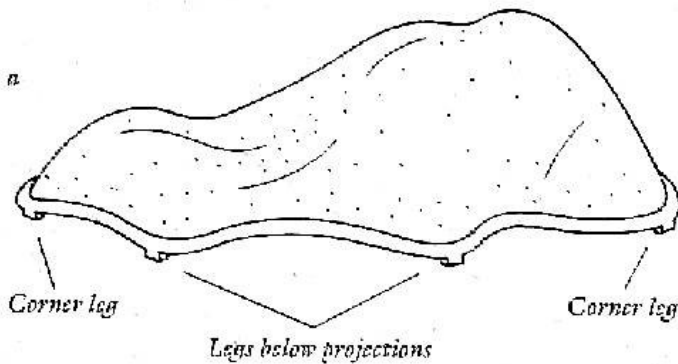
(a) Outer wall is typically between one and three times wider than inner wall (in this figure, two times wider). (b) Outer wall is typically between three and five times higher than inner wall (in this figure, three times higher). (c) Ratio of height of leg to total height of the two walls is typically 1:3.

Printed with permission from the author.

For more information about this article, visit:

www.bonsai-nbf.org/stone/suiseki.htm

Created: November 1, 1998 Updated: April 19, 1999. © 2003 NBF



Elevations illustrating one and three-walled bases, showing the placement of the legs in relation to features of the stone. Figure Courtesy of: Charles E. Tuttle Company, Inc.

Placement of suiseki base (dai) legs are carved. (a) At each end of dia and below projections, and (b) Below areas of visible weight.



There is almost no limit to the shapes and forms that you can find in Suiseki. Imagination and creativity are the key factors in this art, combined with the exotic stone, you will have a piece of nature that will last forever.



BONSAI FROM THE WILD BOOK

Exclusive offer to all AABS club members

By Alfonso Tercero

We have an opportunity to order the upcoming second book edition of Bonsai from the Wild by Nick Lenz (the first edition is out of stock).

You may recall this title as it was mentioned by Bill Heston during his presentation on Larches in our March 06 Club Meeting.

Those who have had the opportunity to read this book agree that it is an excellent source of information for collecting wild trees and converting them into bonsai. Nick explains with luxury of details what you need to do to care, maintain and develop maples, larches, oaks, etc. In sum, these are the trees that pertain to our zone/area.

If you wanted to get a copy of this book you had to resort to eBay and other auction services as it is out of print indefinitely by the publisher, and then the bidding went over \$100+!!!

The retail price of the new book is \$29.99 (plus tax). We will be able to get limited copies for the AABS club for \$22.99 (plus tax).

If you want to order this book, please send an email to aabsnewsletter@yahoo.com with the subject line: I want to order bonsai from the wild and include your name.

The books will be available for pick up during our next meeting on 09/27. Payment is expected by check or cash that day only. (No exceptions)

Don't let this opportunity pass to enhance your bonsai knowledge. This is an offer for AABS members only.


Here are more details about this book:

Bonsai from the Wild: Collecting, Styling and Caring for Bonsai

Bonsai from the Wild Collecting, Styling & Caring for Bonsai Completely Revised & Expanded 2nd Edition.

Nick Lenz's classic, one of a kind book is back in print. Completely revised, expanded and redesigned - with 90 more pages and numerous new color photos. Nick expounds in his unique style about bonsai care, styling and aesthetics - with extra attention paid to collecting and native species.

Softcover. 10 3/4" x 8 3/4" 192 pages, 200+ color photos, \$29.95



AABS SEPTEMBER CLUB MEETING

2006 Annual Auction

By Hugh Danville

September Program: Annual Action.

This year our auctioneer will be Jimmy Whiteley (President of 4 seasons Bonsai Club).

Jimmy has been the auctioneer for their club for many years directing many successful and enjoyable auctions. This should be a fun filled evening. This year we are allowing non-club members to participate in the auction, they will be able to purchase and sell items.

What items can you expect to see up for sale??

Well most years there are all sorts of fine bonsai pots, training pots, plastic pots, ceramic pots, show quality pots, trees, starter trees and up from there. Both indoor & outdoor material, tools, wire, magazines, books, etc.

Just about anything that you might collect, over time in the pursuit of this bonsai art.

So bring your surplus bonsai material and plan to arrive early to have a chance to register your items and also to view what is available from other members, and last but not least don't forget to bring your check book! ☺ 10% of all sales proceeds will go to the AABS club.

TREE COLLECTING OPPORTUNITY

Yew Trees ~ Limited availability

By Bill Heston

The owner of a wooded lot in Ann Arbor plans to remove all non native plants from his property by October 1st and has extended a cordial invitation to members of our club to collect the trees. There are several old yew with trunk diameters of 8 to 12 inches.

There is little foliage close to the trunk. These trees would require a huge effort to dig, and in time could be candidates for bonsai. If they were dug they would have to be grown in a large container for several years before any work could be done on them...a lot of work and time for a long shot.

There are also some small yews that probably came up from seed. Their trunk diameters are about 1/2 to 3/4 inches in diameter. These should be easier to collect.

If you are interested call Bill Heston for details at (734) 662-8699.

CALENDAR OF EVENTS

January Club Meeting.....Jan 25th

Slide show & discussion of the National Bonsai & Penjing collection by Jack Sustic

February Club Meeting.....Feb. 22nd

Fertilizer & Pest Management. Presentation by Dr. Dean Krauskopf

March Club Meeting.....Mar. 22nd

Everything you ever will want to know about the Larch with *Mr. Bill Heston*

April Workshop.....Apr. 5th

Deciduous Forest or Clump Workshop. From 6:30 to 9:30 in room 125 at MBG.

April Workshop.....Apr. 12th

Larch Forest Workshop, Wednesday's evening 6:00 pm to 9:30 pm. Larch Forest Workshop with Cyril Grum. We will update our existing Forest(s) and help people start new ones. Room 131 at MBG.

April Club Meeting.....Apr. 26th

Heavy Pruning Branch and Root

May Workshop.....May 4th

Marco Invernizzi Workshop, Bring Your Own Tree. From 6:30 to 9:30 pm in room 139 at MBG.

May Club Meeting.....May 24th

Bring your own Tree

June Workshop.....June 19th

Schefflera Over Rock -- with (still our own) Jerry Meislik at 6:30 pm, Room 125

June Club Meeting.....June 28th

Refinement Pruning

July Club Meeting.....July 26th

Penjing Landscape with Robert Bishop

August Club Meeting.....Aug. 23rd

Bonsai & Garden Art Images

August Bonsai Show.....Aug.26th & 27th

September Club Meeting.....Sep. 27th

2006 AABS Bonsai Auction

October Club Meeting.....Oct. 25th

Indoor Bonsai: Tropical, Subtropical, and Others.

November Club Meeting.....Nov. 22nd

Pot Luck

2006 AABS EXECUTIVE BOARD

President: Bill Heston (734) 662-8699

VicePresident: Hugh Danville (734) 455-7922

Program Chair: Hugh Danville (734) 455-7922

Corresponding Secretary: Madelon Takken & Alfonso Tercero (734) 216-2708

Recording Secretary: Jerry Petters (248) 608-7068

Publicity Chair: Bill Cavers (248) 477-0665

Treasurer: Joan Wheeler (734) 485-6306

Librarian: Robert Bishop

Past President: Roger Gaede (517) 592-2249

Director for 2006: Arnold Wingblad (313) 255-1769

Director 2006 & 2007 - Larry Hall (248) 477-0665

Show Chair: Hugh Danville (313) 455-7922
Pete Douglas (313) 867-8644

AABS AD HOC COMMITTEES

The AABS President, Bill Heston, is ex-officio member of all committees except the Nomination Committee.

Auction Chair: TBD

Membership Chair: TBD

Show Staging: Paul Kulesa

Demonstrations: John Parks

Ways and Means Chair: John Parks

Web Master: Jarrett Knyal

(webmaster@annarborbonsaisociety.org)

The Ann Arbor Bonsai Society is affiliated with the American Bonsai Society (www.absbonsai.org) and the Mid American Bonsai Alliance.

Deadline for submissions to the newsletter is the 5th of the month. Contact us at: aabsnewsletter@yahoo.com.

You can pay your Club's dues at the next AABS meeting or mail it to:

~Joan Wheeler
2295 North Harris
Ypsilanti, MI 48198
(734) 485-6306

Email: owheeler5@hotmail.com

Please make your check payable to AABS for \$25.00.

FOR SALE OR WANTED

10% of sales go to AABS Club.

Member Ads are free

Send the information of your items for sale or wanted to

aabsnewsletter@yahoo.com include a small digital file if available.

Wanted. If you have a tree, bonsai pot, tool or anything else bonsai related that you don't need anymore and it is still in good condition, consider donating it to our club. Donations to the club are always accepted. In most cases many donated trees or other materials have been raffled among the attending members during our monthly meetings.

We want to remind all club members that everyone is required to give 10% of the total sales for any items that sell at our monthly meetings.

This is a long standing policy that has not consistently observed, since it is starting to fade from our collective memory.

The 10% fee will apply to all sales at our meetings or through this newsletter until the board approves a change.

Please send your comments or documents to aabsnewsletter@yahoo.com. Don't worry if you don't have a "finished" article, we'll help you to make it right. We will publish them going forward in the member's corner section.


Together we can further improve this newsletter for our reading pleasure.



Place
Stamp
Here

Ann Arbor Bonsai Society
1800 North Dixboro Road ~ Ann Arbor, MI 48105-9741
The Ann Arbor Bonsai Society is affiliated with the American Bonsai Society and the Mid-American Bonsai Alliance.

Send To:



**AABS Next Club Meeting is Wednesday
September 27th ~ Bonsai Auction
Do not miss it!!!**

Visit us on the Web:

<http://www.annarborbonsaisociety.org>


Support our AABS Vendors:

Hours: Mon - Fri: 11:00 am - 6:00 pm
Sat: 11:00 am - 5:00 pm
Closed Sunday & Tuesday



BONSAI HOUSE
Bonsai Plant & Gift
(734) 421-3434

8653 Inkster Road - Westland, Michigan 48185
On Inkster between Joy Road and Ann Arbor Trail



DOWNTOWN HOME & GARDEN

210 S. Ashley 7:30 - 7 Mon.-Sat., 11-4 Sun. 662-8122

Artistic Miniature Trees & Plants



American BONSAI

1602 Rochester Road
Royal Oak, MI 48067
(248) 542-2421

Jim & Marcia Kelly - Proprietors

Hours: Tues. thru Friday, 11 to 6 - Saturday & Sunday, 12 to 4 - Closed Monday

Tropical Treasures
Koi - Water Plants - Pond Supplies

Tokonoma Bonsai
Bonsai Supplies - Granite Lanterns - Bamboo -
Joshua Roth Distributor

34190 S. Gratiot
Clinton Twp., MI (586) 791-6595

Call for Appointments,
Show Schedules, and
Appraisals, Special Orders



Ken's World of Bonsai
"If you want it, I can't find it!"
Trees, Pots, & Accessories From Around The World
Buy • Sell • Trade

Demos & Workshops
Available at Your Club,
Home, Office, Party, Etc.
E-mail: KensBonsaiWorld@aol.com

Tree & Collection
Maintenance, Other
Services Available

Ken Huth - 330-896-9800
P.O. Box 51
Green, OH 44232
Qxzt For More Info.



Telly's Greenhouse & Garden Center

3301 John R. Road
Troy, Michigan
48063-5656
www.tellys.com

Phone: (248) 689-8735
Fax: (248) 689-8730
hector@tellys.com

Hector DeBrabant
Bonsai Instructor